









Z L G

	Mammoth	Viper	Quicksilver	Velocity	Tandem Speed	Trac	CMI Trolley	CMI Cantour
								
Max Cable Diameter	1/2"	1/2"	3/8"	1/2"	3/8"	3/8"	1/2"	1/2"
Axle Type	Bronze Bushing	Double Ball Bearing	Double Ball Bearing	Ball Bearing	Ball Bearing	Ball Bearing	Ball Bearing	Ball Bearing
Breaking Strength	45kn/10,000lbs	45kn/10,000lbs	45kn/10,000lbs	62kn/14,000lbs	24kn/5,400lbs	20kn/4,500lbs	62kn/14,000lbs	62kn/14,000lbs
Attaches/Detaches Easily	No	No	Yes	Yes	Yes	Yes	Yes	Yes
Safety Back-up Slot	No	No	No	Yes	No	No	Yes	Yes
Speed Rating	25mph	120mph	120mph	60mph	45mph	45mph	90mph	90mph
Price	\$99.95	\$109.95	\$89.95	\$84.95	\$79.95	\$109.95	\$149.95	\$222.00
Staff Notes	The Mammoth Cable Trolley combines the handlebar and pulley into one unit, keeping things simple and dropping the total price of a riding system. The wheels must be unbolted for cable application. The bronze bushings result in a slower ride.	The Viper is nearly identical to the Mammoth, except the lumbering bronze bushings have been swapped out for the lightning fast dual bearings of the Quicksilver pulley.	The Quicksilver pulley, with its dual bearings and stainless construction has raised the bar for zip line pulleys in speed and durability. Beyond performance, it also has the largest tie-in point, fitting up to three carabiners.	With a riding performance very similar to the Tandem Speed, the CMI Velocity specs out with over twice the strength, and also features a redundant rear tie-in point for backup carabiners.	Tried and true, the Tandem Speed has been a long-time standard in the zip line industry for both private and commercial users. It's light, it's tough, and it's not called the Speed for nothing.	Designed specifically for use on zip line tours, the Trac is unmatched in its ability to clip from cable to cable with ease. The built-in carabiner allows for single handed application to and from a cable.	The CMI Classic Trolley is a solid workhorse for almost any commercial application. Key phrase: Heavy Duty.	With its redundant rear tie in point, drop handlebar, and ability to run on a dual cable system this trolley is designed specifically for a commercial attraction.